

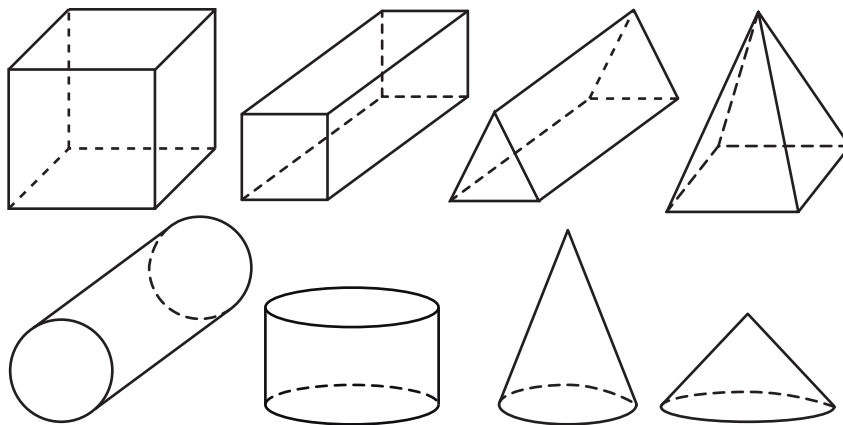


## Related Activities to Try at Home (page 1 of 2)

Dear Family,

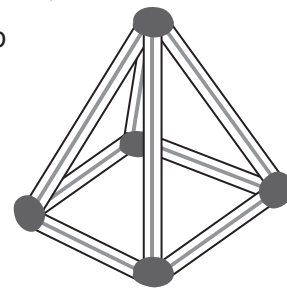
The activities below are related to the mathematics in the Geometry and Measurement unit *Solids and Boxes*. You can use the activities to enrich your child's mathematical learning experience.

**Solid Search** Help your child find examples of these shapes in the real world.



Cylinders and rectangular prisms will be easy to find; the other shapes are more challenging.

**Building Kits at Home** At school students have been using building kits to create polyhedron, such as cubes, prisms, and pyramids. You can collect household materials to make a building kit at home: use toothpicks and straws for edges and use small marshmallows, clay, or jelly beans for fasteners.



(continued)

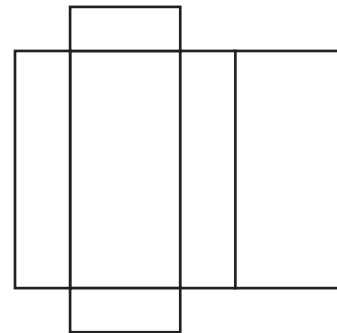



## Related Activities to Try at Home (page 2 of 2)

Ask your child to describe the figures you make together:

- How many faces does it have? What do the faces look like?
- How many edges does it have? (How many toothpicks did we use?)
- How many vertices does it have? (How many marshmallows did we use?)
- What real world object has this shape?

**Boxes, Unfolded** At school students have also been designing patterns to make boxes. At home you can collect small boxes (such as tea boxes, spaghetti boxes, or cracker boxes) and imagine what the boxes would look like unfolded. Then you can unfold the box and compare the actual pictures to what you predicted.



**Math and Literature** Here are some suggestions of children's books that contain relevant mathematical ideas about geometry and measurement. Look for these books at your local library.

Clement, Rod. *Counting on Frank*.

Wells, Robert E. *Is a Blue Whale the Biggest Thing There Is?*

Wells, Robert E. *What's Smaller Than a Pygmy Shrew?*

